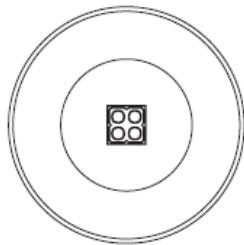
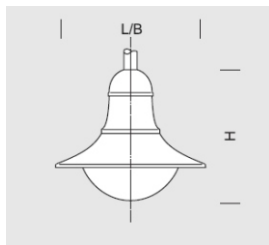
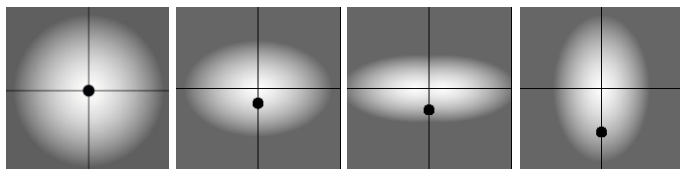




## Fixture CHANTAL M 32



### OPTICS



„S”

„AS”

„ASW”

„ASP”

### DETAILED DESCRIPTION

| INDEX           | NAZWA NAME   | DIMENSIONS [cm] | SOURCE OF LIGHT |      |        | FIXTURE |      |        | WIND           | WEIGHT |
|-----------------|--------------|-----------------|-----------------|------|--------|---------|------|--------|----------------|--------|
|                 |              | L/B/H           | W               | lm   | lm / W | W       | lm   | lm / W | m <sup>2</sup> | kg     |
| 195-1111-000057 | CHANTAL M 32 | 56/56/50        | 32              | 5020 | 157    | 36      | 3800 | 100    | 0,12           | 5,5    |

Data for: Ra > 80, 4000K, 700mA. Source of light and integrated control gear, replacement only by the manufacturer's service.



### PRODUCT DESCRIPTION

Classic fixture to be arm-mounted,  $\varnothing 60$  mm at a height of 5-7 m. Aluminum body forms a sealed chamber (closed with a plate) with a sealed LED module (with the lens) mounted from the lampshade's side and a heat-sink and power supply unit - from the inside. The chamber is connected to the upper rosette, which - apart from its decorative function, also serves as a mounting bracket. Lamp-shade made of polycarbonate (PC) or polymethacrylate (PMMA), transparent or 'frozen' texture.

### TECHNICAL SPECIFICATIONS

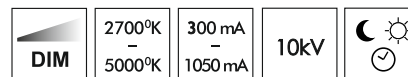
|                        |  |
|------------------------|--|
| Voltage                | 230 V                                    |
| Source power / fixture | Recommended: Integrated 32 W/36 W        |
| Lifetime               | 70.000 h LB 80/20                        |
| Optics                 | <b>S</b> <b>AS</b> <b>ASP</b> <b>ASW</b> |
| Ambient temperature    | -30 ÷ +45                                |
| Light color            | <b>4000</b> <b>3000</b> *                |
| Ingress Protection     | <b>IP66</b>                              |
| Protection class       | <b>I</b> <b>II</b> *                     |
| CE                     | Yes                                      |

\* choice

### MECHANICAL DATA

|                      |   |
|----------------------|---|
| Foundation           | -   |
| Column/body material | Aluminium   |
| Lampshade            | PMMA  |
| Metal color          | <div style="display: flex; align-items: center;"> <div style="width: 20px; height: 20px; background-color: #f0f0f0; margin-right: 5px;"></div> White 9003<br/> <div style="width: 20px; height: 20px; background-color: #808080; margin-right: 5px; margin-top: 5px;"></div> Grey 7043<br/> <div style="width: 20px; height: 20px; background-color: #404040; margin-right: 5px; margin-top: 5px;"></div> Graphite 7016<br/> <div style="width: 20px; height: 20px; background-color: #202020; margin-right: 5px; margin-top: 5px;"></div> Black 9005<br/> <div style="margin-left: 10px; border: 1px solid black; padding: 2px;">RAL*</div> </div> |

### ON ORDER



\*\* on special order