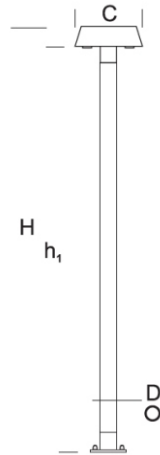





## Garden Lamp BASEL D 1,2



### OPTICS



„S”

### DETAILED DESCRIPTION

| INDEX | NAZWA NAME     | WYMIARY / DIMENSIONS (cm) |       | ŹRÓDŁO ŚWIATEŁA / SOURCE OF LIGHT |      |        | OPRAWA / FIXTURE |      |        | FUNDAMENT FOUNDATION |
|-------|----------------|---------------------------|-------|-----------------------------------|------|--------|------------------|------|--------|----------------------|
|       |                | H/h <sub>1</sub>          | C/D   | W                                 | lm   | lm / W | W                | lm   | lm / W |                      |
| -     | BASEL D LO 1,2 | 120/115/-                 | 28/10 | 13                                | 2470 | 190    | 16               | 2000 | 125    | FBK-60/12,5          |

Data for: Ra > 80, 4000K, 700mA. Source of light and integrated control gear, replacement only by the manufacturer's service.



### PRODUCT DESCRIPTION

The modern, universal form of the lantern consists of an aluminium cylindrical column with wooden elements on which the luminaire is placed.

HEIGHT: 1,2 m

### TECHNICAL SPECIFICATIONS

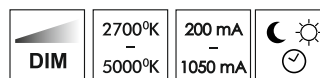
|                        |                                      |
|------------------------|--------------------------------------|
| Voltage                | 230 V                                |
| Source power / fixture | Recommended: Integrated 16 W/2000 lm |
| Lifetime               | 80.000 h LB 80/20                    |
| Optics                 | <b>S</b>                             |
| Ambient temperature    | -30 ÷ +45                            |
| Light color            | 4000 3000 *                          |
| Ingress Protection     | IP66                                 |
| Protection class       | <b>I II</b> *                        |
| CE                     | Yes                                  |

\*choice

### MECHANICAL DATA

|                      |   |  |            |  |           |  |               |  |            |             |  |  |            |  |           |
|----------------------|---|--|------------|--|-----------|--|---------------|--|------------|-------------|--|--|------------|--|-----------|
| Foundation           | FBK-60/12,5   |  |            |  |           |  |               |  |            |             |  |  |            |  |           |
| Column/body material | Aluminium/wood  |  |            |  |           |  |               |  |            |             |  |  |            |  |           |
| Lampshade            | -   |  |            |  |           |  |               |  |            |             |  |  |            |  |           |
| Metal color          | <table border="0"> <tr><td></td><td>White 9003</td></tr> <tr><td></td><td>Grey 7043</td></tr> <tr><td></td><td>Graphite 7016</td></tr> <tr><td></td><td>Black 9005</td></tr> <tr><td><b>RAL*</b></td><td></td></tr> <tr><td></td><td>Light wood</td></tr> <tr><td></td><td>Dark wood</td></tr> </table> |  | White 9003 |  | Grey 7043 |  | Graphite 7016 |  | Black 9005 | <b>RAL*</b> |  |  | Light wood |  | Dark wood |
|                      | White 9003  |  |            |  |           |  |               |  |            |             |  |  |            |  |           |
|                      | Grey 7043   |  |            |  |           |  |               |  |            |             |  |  |            |  |           |
|                      | Graphite 7016   |  |            |  |           |  |               |  |            |             |  |  |            |  |           |
|                      | Black 9005  |  |            |  |           |  |               |  |            |             |  |  |            |  |           |
| <b>RAL*</b>          |   |  |            |  |           |  |               |  |            |             |  |  |            |  |           |
|                      | Light wood  |  |            |  |           |  |               |  |            |             |  |  |            |  |           |
|                      | Dark wood   |  |            |  |           |  |               |  |            |             |  |  |            |  |           |
| Wood color           | <table border="0"> <tr><td></td><td>Light wood</td></tr> <tr><td></td><td>Dark wood</td></tr> </table>  |  | Light wood |  | Dark wood |  |               |  |            |             |  |  |            |  |           |
|                      | Light wood  |  |            |  |           |  |               |  |            |             |  |  |            |  |           |
|                      | Dark wood   |  |            |  |           |  |               |  |            |             |  |  |            |  |           |

### ON ORDER



\*\*on special order