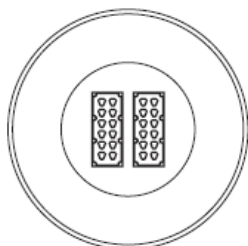
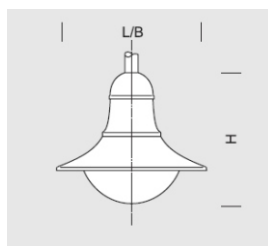
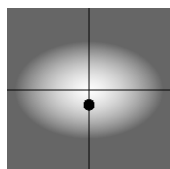




Fixture CHANTAL M 2 x 24 AS



OPTICS



„AS”

DETAILED DESCRIPTION

INDEX	NAZWA NAME	DIMENSIONS [cm]	SOURCE OF LIGHT			FIXTURE			WIND m ²	WEIGHT kg
		L/B/H	W	lm	lm / W	W	lm	lm / W		
195-1111-000059	CHANTAL M 2x24 AS	56/56/50	48	7400	154	55	5300	96	0,12	5,5

Data for: Ra > 80, 4000K, 700mA. Source of light and integrated control gear, replacement only by the manufacturer's service.



PRODUCT DESCRIPTION

Classic fixture to be arm-mounted, $\varnothing 60$ mm at a height of 5-7 m. Aluminum body forms a sealed chamber (closed with a plate) with a sealed LED module (with the lens) mounted from the lampshade's side and a heat-sink and power supply unit - from the inside. The chamber is connected to the upper rosette, which - apart from its decorative function, also serves as a mounting bracket. Lamp-shade made of polycarbonate (PC) or polymethacrylate (PMMA), transparent or 'frozen' texture.

TECHNICAL SPECIFICATIONS

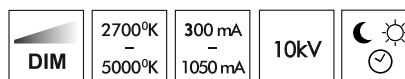
Voltage	230 V
Source power / fixture	Recommended: Integrated 48 W/55 W
Lifetime	70.000 h LB 80/20
Optics	AS
Ambient temperature	-30 ÷ +45
Light color	<input type="checkbox"/> 4000 <input type="checkbox"/> 3000 *
Ingress Protection	IP65
Protection class	<input type="checkbox"/> I <input type="checkbox"/> II *
CE	Yes

* choice

MECHANICAL DATA

Foundation	-
Column/body material	Aluminium
Lampshade	PMMA
Metal color	<input type="checkbox"/> White 9003 <input type="checkbox"/> Grey 7043 <input type="checkbox"/> Graphite 7016 <input type="checkbox"/> Black 9005 RAL*

ON ORDER



** on special order