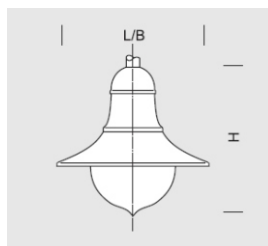
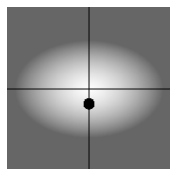


## Fixture CHANTAL S 2 x 24 AS



## OPTICS



„AS”

## DETAILED DESCRIPTION

INDEX	NAZWA NAME	DIMENSIONS [cm]	SOURCE OF LIGHT			FIXTURE			WIND	WEIGHT
		L/B/H	W	lm	lm / W	W	lm	lm / W	m <sup>2</sup>	kg
195-1111-000058	CHANTAL S 2x24 AS	56/56/57	48	7400	154	55	6100	112	0,12	5,5

Data for: Ra &gt; 80, 4000K, 700mA. Source of light and integrated control gear, replacement only by the manufacturer's service.



## PRODUCT DESCRIPTION

Classic fixture to be arm-mounted, ʃ60 mm at a height of 5-7 m. Aluminum body forms a sealed chamber (closed with a plate) with a sealed LED module (with the lens) mounted from the lampshade's side and a heat-sink and power supply unit - from the inside. The chamber is connected to the upper rosette, which - apart from its decorative function, also serves as a mounting bracket. Lamp-shade made of polycarbonate (PC) or polymethacrylate (PMMA), transparent or 'frozen' texture.

## TECHNICAL SPECIFICATIONS

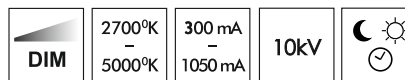
Voltage	230 V
Source power / fixture	Recommended: Integrated 48 W/55 W
Lifetime	70.000 h LB 80/20
Optics	AS
Ambient temperature	-30 ÷ +45
Light color	4000 3000 *
Ingress Protection	IP65
Protection class	I II *
CE	Yes

\* choice

## MECHANICAL DATA

Foundation	-
Column/body material	Aluminium
Lampshade	PMMA
Metal color	<div> <div></div> <div>White 9003</div> </div> <div> <div></div> <div>Grey 7043</div> </div> <div> <div></div> <div>Graphite 7016</div> </div> <div> <div></div> <div>Black 9005</div> </div> <div> <div></div> <div>RAL*</div> </div>

## ON ORDER



\*\* on special order