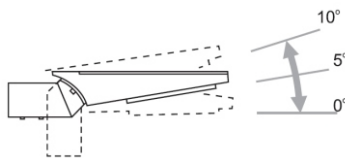
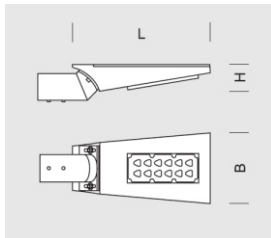
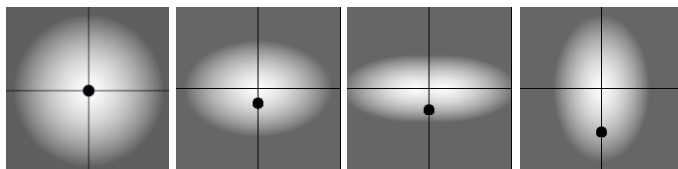




## Fixture KROKO 24



### OPTICS



„S”

„AS”

„ASW”

„ASP”

### DETAILED DESCRIPTION

| INDEX           |          | DIMENSIONS [cm] | SOURCE OF LIGHT |      |        | FIXTURE |      |        | WIND           | WEIGHT |
|-----------------|----------|-----------------|-----------------|------|--------|---------|------|--------|----------------|--------|
|                 |          | L/B/H           | W               | lm   | lm / W | W       | lm   | lm / W | m <sup>2</sup> | kg     |
| 195-1111-000002 | KROKO 24 | 36/18/7         | 24              | 3700 | 154    | 30      | 3500 | 117    | 0,03           | 4      |

Data for: Ra > 80, 4000K, 700mA. Source of light and integrated control gear, replacement only by the manufacturer's service.



### PRODUCT DESCRIPTION

Double-chamber LED fixture adapted to be mounted on a boom or directly at a post, at a height of 3-5 m. Thanks to a special mounting bracket it is possible to set an angle of light: 00, 50 ,100 vertically and horizontally. Body made of aluminum casting. Lower surface of the with electrical equipment chamber forms a mounting plate for the LED module (with the lens). Upper plate covers the electrical equipment chamber.

### TECHNICAL SPECIFICATIONS

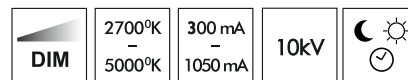
|                        |  |
|------------------------|--|
| Voltage                | 230 V                                    |
| Source power / fixture | Recommended: Integrated 24 W/30 W        |
| Lifetime               | 70.000 h LB 80/20                        |
| Optics                 | <b>S</b> <b>AS</b> <b>ASP</b> <b>ASW</b> |
| Ambient temperature    | -30 ÷ +45                                |
| Light color            | 4000 3000 *                              |
| Ingress Protection     | <b>IP65</b>                              |
| Protection class       | <b>I</b> <b>II</b> *                     |
| CE                     | Yes                                      |

\* choice

### MECHANICAL DATA

|                      |  |
|----------------------|--|
| Foundation           | -  |
| Column/body material | Aluminium  |
| Lampshade            | -  |
| Metal color          | <div style="display: flex; align-items: center;"> <div style="width: 20px; height: 20px; background-color: #f0f0f0; margin-right: 5px;"></div> <span>White 9003</span> </div> <div style="display: flex; align-items: center; margin-top: 5px;"> <div style="width: 20px; height: 20px; background-color: #808080; margin-right: 5px;"></div> <span>Grey 7043</span> </div> <div style="display: flex; align-items: center; margin-top: 5px;"> <div style="width: 20px; height: 20px; background-color: #404040; margin-right: 5px;"></div> <span>Graphite 7016</span> </div> <div style="display: flex; align-items: center; margin-top: 5px;"> <div style="width: 20px; height: 20px; background-color: #202020; margin-right: 5px;"></div> <span>Black 9005</span> </div> |
|                      | <b>RAL*</b>  |

### ON ORDER



\*\* on special order