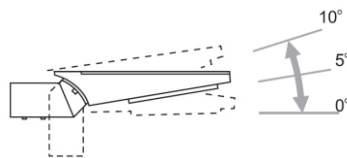
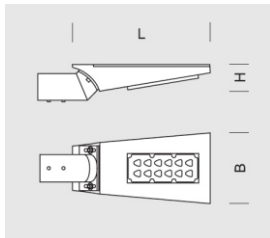
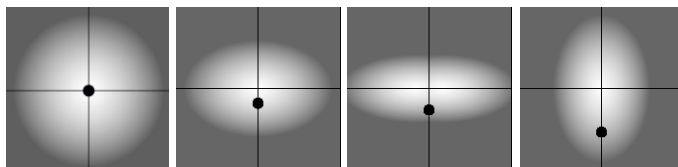




Fixture KROKO 32



OPTICS



„S”

„AS”

„ASW”

„ASP”

DETAILED DESCRIPTION

INDEX	DIMENSIONS [cm]	SOURCE OF LIGHT				FIXTURE			WIND	WEIGHT
		L/B/H	W	lm	lm / W	W	lm	lm / W		
195-1111-000003	KROKO 32	36/18/7	32	4865	154	36	4430	126	0,03	4

Data for: Ra > 80, 4000K, 700mA. Source of light and integrated control gear, replacement only by the manufacturer's service.



PRODUCT DESCRIPTION

Double-chamber LED fixture adapted to be mounted on a boom or directly at a post, at a height of 3-5 m. Thanks to a special mounting bracket it is possible to set an angle of light: 00, 50 ,100 vertically and horizontally. Body made of aluminum casting. Lower surface of the with electrical equipment chamber forms a mounting plate for the LED module (with the lens). Upper plate covers the electrical equipment chamber.

TECHNICAL SPECIFICATIONS

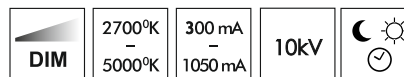
Voltage	230 V
Source power / fixture	Recommended: Integrated 32 W/36 W
Lifetime	70.000 h LB 80/20
Optics	S AS ASP ASW
Ambient temperature	-30 ÷ +45
Light color	4000 3000 *
Ingress Protection	IP65
Protection class	I II *
CE	Yes

* choice

MECHANICAL DATA

Foundation	-
Column/body material	Aluminium
Lampshade	-
Metal color	<div style="display: flex; align-items: center;"> <div style="width: 20px; height: 20px; background-color: #f0f0f0; margin-right: 5px;"></div> White 9003 </div> <div style="display: flex; align-items: center; margin-top: 5px;"> <div style="width: 20px; height: 20px; background-color: #808080; margin-right: 5px;"></div> Grey 7043 </div> <div style="display: flex; align-items: center; margin-top: 5px;"> <div style="width: 20px; height: 20px; background-color: #404040; margin-right: 5px;"></div> Graphite 7016 </div> <div style="display: flex; align-items: center; margin-top: 5px;"> <div style="width: 20px; height: 20px; background-color: #202020; margin-right: 5px;"></div> Black 9005 </div>
	RAL*

ON ORDER



** on special order