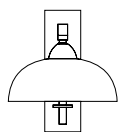




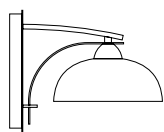
SCONCE TORONTO



| 22 |



28




| 22 |

| 31 |



22



PRODUCT DESCRIPTION

Family TORONTO is classics combining features of the simplicity with rustic character. It fit very well with into residential or hotel interiors.

TECHNICAL DATA

Number of light sources	1
Voltage	230 V
Source of light	Recommended: 1x E27
Optics	S
Light color	-
Protection class - selection	I
Degree of protection	IP20
CE	Yes
Mounting	On the wall

MATERIAL - FINISH - VARIANTS

Body material	Metal
Metal colour	Patina
Lampshade material	Glass
	White (frost)
Switching on	Switch in the wall

LOGISTICS

Packaging	a collective carton according to order individual carton
Weight	max. 1 kg

