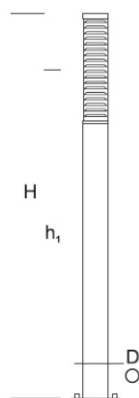





Park Lantern BOLARD R D 3,5



OPTICS



„S”



DETAILED DESCRIPTION

INDEX	NAZWA NAME	WYMIARY / DIMENSIONS (cm)		OPRAWA / FIXTURE			FUNDAMENT FOUNDATION
		H/h ₁ /h ₂	D	W	lm	lm / W	
190-1111-300032	BOLARD R D LP 3,5	350/320	-/13	40	5400	120	FBK-90/18

Data for: Ra > 80, 4000K, 700mA. Source of light and integrated control gear, replacement only by the manufacturer's service.



PRODUCT DESCRIPTION

A modern, simple form of the fixture made of an aluminum body with wooden elements mounted to the ground. The upper part is an optical chamber with a LED source. Diffuser made of transparent PMMA. Applied rasters eliminate glare and provide proper light distribution. Designed for: illumination of public spaces, parks, etc.

HEIGHT: 3,5 m

TECHNICAL SPECIFICATIONS

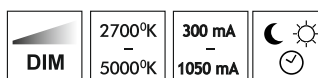
Voltage	230 V
Source power / fixture	Recommended: Integrated 40 W/5400 lm
Lifetime	70.000 h LB 80/20
Optics	S
Ambient temperature	-30 ÷ +45
Light color	4000 3000 *
Ingress Protection	IP65
Protection class	I II *
CE	Yes

* choice

MECHANICAL DATA

Foundation	FBK-90/18														
Column/body material	Aluminium/wood														
Lampshade	PMMA														
Metal color	<table border="0"> <tr><td></td><td>White 9003</td></tr> <tr><td></td><td>Grey 7043</td></tr> <tr><td></td><td>Graphite 7016</td></tr> <tr><td></td><td>Black 9005</td></tr> <tr><td>RAL*</td><td></td></tr> <tr><td></td><td>Light wood</td></tr> <tr><td></td><td>Dark wood</td></tr> </table>		White 9003		Grey 7043		Graphite 7016		Black 9005	RAL*			Light wood		Dark wood
	White 9003														
	Grey 7043														
	Graphite 7016														
	Black 9005														
RAL*															
	Light wood														
	Dark wood														
Wood color	Light wood Dark wood														

ON ORDER



** on special order