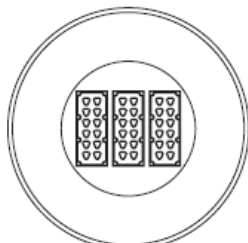
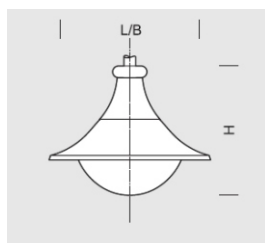




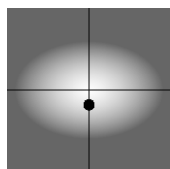
**ELMARCO**  
GOOD FORM FOR LIGHTING

ELMARCO Technika Świetlna Sp. z o.o. Sp. K.  
Ul. Krzemowa 7, 81-577 Gdynia,  
tel. (58) 552 84 27

## Fixture BELL M 3 x 24 AS



### OPTICS



„AS”

### DETAILED DESCRIPTION

| INDEX           | NAME           | DIMENSIONS [cm] | LIGHT SOURCE |       |        | FIXTURE |       |        | WIND           | WEIGHT |
|-----------------|----------------|-----------------|--------------|-------|--------|---------|-------|--------|----------------|--------|
|                 |                | L/B/H           | W            | lm    | lm / W | W       | lm    | lm / W | m <sup>2</sup> | kg     |
| 195-1111-000082 | BELL M 3x24 AS | 56/56/44        | 72           | 13198 | 183    | 83      | 11000 | 133    | 0,12           | 6,5    |

Data for: Ra > 80, 4000K, 700mA. Source of light and integrated control gear, replacement only by the manufacturer's service.



### PRODUCT DESCRIPTION

Classic fixture adapted to be mounted on a boom (ř60 mm) at a height of 4-7 m. Aluminum body forms a sealed chamber (closed with a plate) with a sealed LED module (with the lens) mounted from the lamp-shade's side and a heat-sink and power supply unit - from the inside. The chamber is connected to the upper rosette, which - apart from its decorative function, also serves as a mounting bracket. Lamp-shade made of polycarbonate being resistant to UV radiation. Light source: LED panel with a system of lenses and reflector forming any required shape of light.

### TECHNICAL SPECIFICATIONS

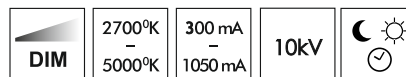
|                        |                                   |
|------------------------|-----------------------------------|
| Voltage                | 230 V                             |
| Source power / fixture | Recommended: Integrated 72 W/83 W |
| Lifetime               | 70.000 h LB 80/20                 |
| Optics                 | AS                                |
| Ambient Temperature    | -30 ÷ +45                         |
| Light color            | 4000 3000 *                       |
| Ingress protection     | IP66                              |
| Protection class       | I II *                            |
| CE                     | Yes                               |

\* choice

### MECHANICAL DATA

|                      |                                                                                                           |
|----------------------|-----------------------------------------------------------------------------------------------------------|
| Foundation           | -                                                                                                         |
| Column/body material | Aluminium                                                                                                 |
| Lampshade            | PMMA                                                                                                      |
| Metal color          | <div>White 9003</div> <div>Grey 7043</div> <div>Graphite 7016</div> <div>Black 9005</div> <div>RAL*</div> |

### ON ORDER



\*\* on special order